
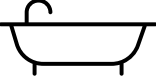
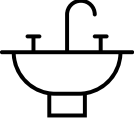


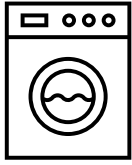







**AUBURN  
WATER  
DISTRICT**

## LEAK DETECTION CHECKLIST

|                                                                                                                              |                                                                                                                                                                                                                                                                                                                                                                                                                                                                                                                                       |
|------------------------------------------------------------------------------------------------------------------------------|---------------------------------------------------------------------------------------------------------------------------------------------------------------------------------------------------------------------------------------------------------------------------------------------------------------------------------------------------------------------------------------------------------------------------------------------------------------------------------------------------------------------------------------|
| <p><b>Toilets</b></p>                       | <p><b>What to look and listen for:</b></p> <ul style="list-style-type: none"><li>• Water rippling in the toilet bowl.</li><li>• Water emptying and filling the bowl constantly when not being flushed.</li><li>• Water puddling around the base of the toilet.</li><li>• Overflow pipe in tank.</li></ul> <p>Oftentimes, toilet leaks go unnoticed because they are <b>SILENT and do not provide the above warning signs!</b></p> <p>The District recommends conducting a dye test to confirm if your toilet is silently leaking.</p> |
| <p><b>Shower Head/Bathtub Faucet</b></p>  | <p><b>What to Look and Listen For:</b></p> <ul style="list-style-type: none"><li>• Any amount of water dripping or puddling from the fixtures once the shower is turned off.</li></ul>                                                                                                                                                                                                                                                                                                                                                |
| <p><b>Sinks</b></p>                       | <p><b>What to Look and Listen For:</b></p> <ul style="list-style-type: none"><li>• Any amount of water dripping from the sink once turned off.</li><li>• Water puddling underneath the cabinet from the pipe that feeds the fixture.</li></ul>                                                                                                                                                                                                                                                                                        |

|                                                                                                                                                                                                        |                                                                                                                                                                                                                                                                                                                                                                      |
|--------------------------------------------------------------------------------------------------------------------------------------------------------------------------------------------------------|----------------------------------------------------------------------------------------------------------------------------------------------------------------------------------------------------------------------------------------------------------------------------------------------------------------------------------------------------------------------|
| <p style="text-align: center;"><b>Outdoor Irrigation</b></p>                                                          | <p><b>What to Look and Listen For:</b></p> <ul style="list-style-type: none"> <li>• Broken sprinkler heads/nozzles streaming out water.</li> <li>• Water running consistently at all hours.</li> <li>• Water consistently puddling on the grass.</li> </ul>                                                                                                          |
| <p style="text-align: center;"><b>Outdoor Spigots/Hoses</b></p>                                                       | <p><b>What to Look and Listen For:</b></p> <ul style="list-style-type: none"> <li>• Hose left on running when not in use.</li> <li>• Water spraying where the hose connects to the spigot.</li> <li>• Any amount of water dripping from the spigot.</li> <li>• Ensuring all outdoor water fixtures are shut off and winterized.</li> </ul>                           |
| <p style="text-align: center;"><b>Appliances</b><br/><b>-Washer Machine, Dishwasher, Automatic Humidifier-</b></p>  | <p><b>What to Look and Listen For:</b></p> <ul style="list-style-type: none"> <li>• Any amount of water dripping/puddling from the water connection to the appliance.</li> <li>• Water being used to fill a humidifier attached to your heating system.</li> </ul>                                                                                                   |
| <p style="text-align: center;"><b>Interior Plumbing Pipes</b></p>                                                   | <p><b>What to Look and Listen For:</b></p> <ul style="list-style-type: none"> <li>• Any amount of water dripping from the ceiling, protruding from the wall, or puddling on the ground.</li> <li>• Spraying noise.</li> <li>• Loose pipes</li> <li>• If you hear water running in any pipe when no fixtures are being used, most likely, there is a leak.</li> </ul> |

|                                                                                                                                              |                                                                                                                                                                                                                                                                                                                                     |
|----------------------------------------------------------------------------------------------------------------------------------------------|-------------------------------------------------------------------------------------------------------------------------------------------------------------------------------------------------------------------------------------------------------------------------------------------------------------------------------------|
| <p style="text-align: center;"><b>Pool or Hot Tub</b></p>   | <p><b>What to Look and Listen For:</b></p> <ul style="list-style-type: none"> <li>• Filling hoses left on accidentally.</li> <li>• Automatic pool/jacuzzi filler running constantly.</li> <li>• Water Puddling under or around the base of the unit.</li> </ul>                                                                     |
| <p style="text-align: center;"><b>Hot Water Heater</b></p>  | <p><b>What to Look and Listen For:</b></p> <ul style="list-style-type: none"> <li>• Any amount of water leaking or puddling from the heater (leaks will cause the tank to keep filling).</li> </ul>                                                                                                                                 |
| <p style="text-align: center;"><b>Water Service Line</b></p>                                                                                 | <p><b>What to Look For:</b></p> <ul style="list-style-type: none"> <li>• Decreased water pressure.</li> <li>• Discolored water.</li> <li>• Water bubbling up in your yard or showing on outside surfaces.</li> <li>• Hissing or bubbling sounds coming from pipes</li> <li>• Meter pit box full of water or overflowing.</li> </ul> |

**Free leak detection strips are available at the District.**  
**75 Church Street Auburn, MA.**  
**(508) 832-5336**